



Mendix platforma

Sadržaj

- Pregled platforme
- Primer
- Agile:
 - Agilni proces
 - Uloge učesnika u procesu
 - Mendix i agile
- Rad u timu
- Akademija i korisni linkovi

Mendix platforma



Mendix *Sprint*

The screenshot displays the Mendix Developer Portal interface. At the top, there is a dark navigation bar with the Mendix logo, 'Developer Portal', 'Company Buzz', and 'Company Apps'. A search bar labeled 'Search Platform' is on the right. Below the navigation bar, the main content area is titled 'Projekat'. On the left, a sidebar lists navigation options under 'COLLABORATE' (Buzz, Stories, Team, Feedback, Mini Surveys, Documents, Team Server, General Settings) and 'DEPLOY' (Environments, Metrics, Logs, Backups, Alerts, Mobile App). The 'Stories' option is highlighted. In the center, three horizontal arrows point left towards the text 'Capture', 'Iterate', and 'Develop'. At the bottom, a horizontal arrow points left towards the text 'Deployment'. On the right side of the main content area, there are two vertical arrows pointing up towards the text 'Develop'. Above these arrows, there are three buttons: 'Edit in Studio', 'Edit in Studio Pro', and 'View App'.


Rukovanje sprintom

The screenshot displays a Jira sprint management interface. On the left is a sidebar with navigation options: COLLABORATE (Buzz, Team, Stories, Feedback, Documents), DEVELOP (Model, Team Server, Planning), DEPLOY (Environments, Mobile App, App Services), and OPERATE (Metrics, Alerts, Logs, Backups). The main area features a search bar and a toolbar with buttons for 'New story', 'New sprint', 'Move to', 'Label', and 'More', along with a 'Show filters' button. Below this is a list of sprints: 'Get started (Sprint 0)' (3 stories, 16 points, due Oct 21), 'Sprint 1' (6 stories, 25 points, due Nov 04), 'Sprint 2' (6 stories, 25 points, due Nov 18), 'Sprint 3' (9 stories, 25 points, due Dec 02), and 'Sprint 4' (7 stories, 34 points, due Dec 18). The 'Sprint 4' row is expanded to show three stories, each with a 'Done' button. The first story is 'As a System, I want to be able to receive MQTT messages from the Broker, so that I am independent from the proprietary protocols.' (13 points, ID 3055233, by Nenad Todorovic). The second is 'As a Chief Engineer, I want to have a Work Order created as a result of creation of Maintenance plan, so that I can send it to Field Technicians' (3 points, ID 3047658, by Stefan Jovanovic). The third is 'As a Chief Engineer/Head of Service, I want to be able to import and view the equipment and signals for a project, so that the existing project data doesn't have to be imported manually' (3 points, ID 2916627, by Nenad Todorovic and Stefan Jovanovic).

Definisanje *user story*-ja

- Kreiranje *User story*-ja po *Gherkin* notaciji:
 - As a [Role (Admin, System)] I want to (be able to) [Feature], so that [Goal]
- Ostatak - svako selo ima svoje običaje :)

Create Story ×


 in Backlog of [PoslovnaTim16](#)

Add a label

Description ^


Tasks ^

To-do ∨

 Unassigned

- points ∨

Backlog ∨

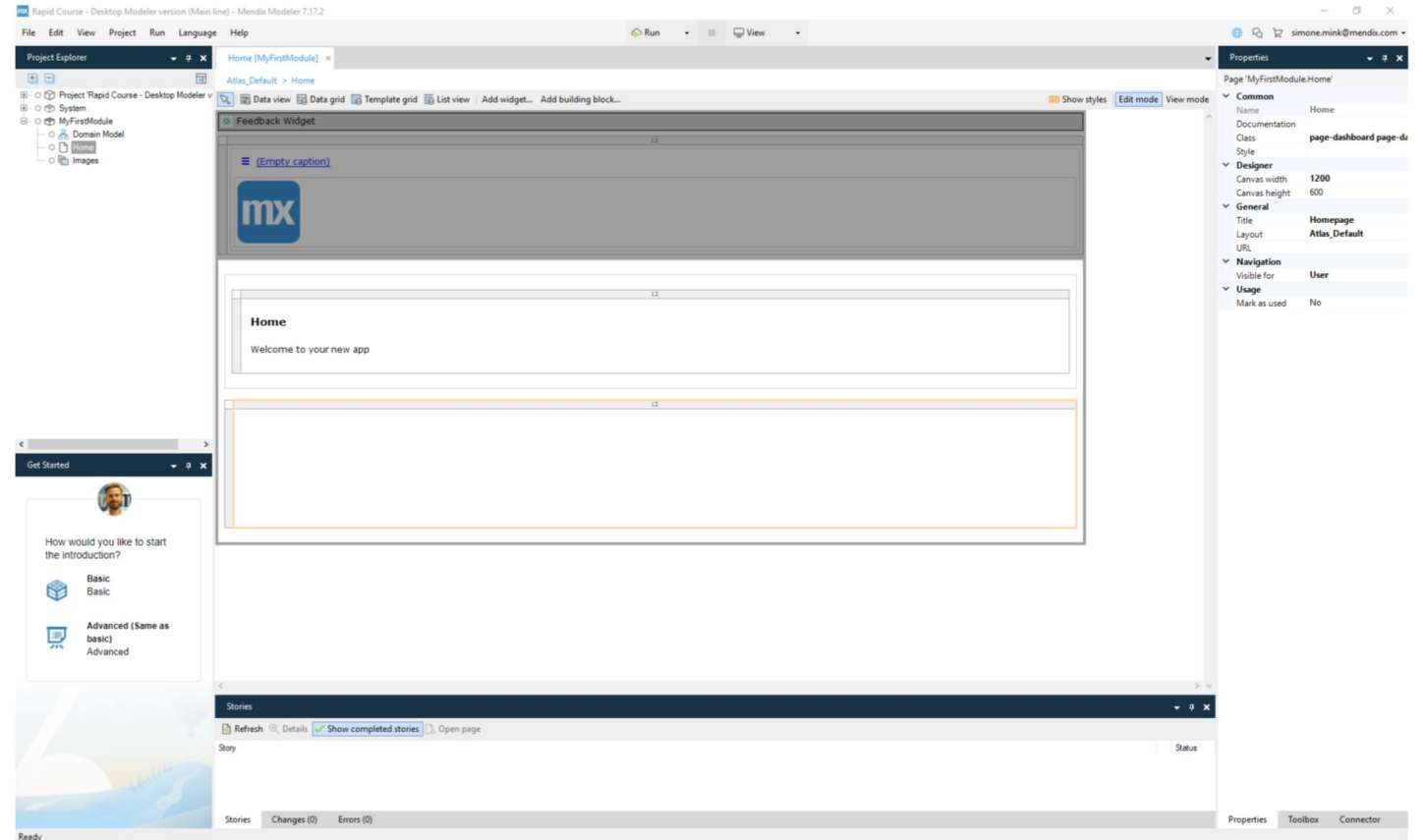
 Change to 'Bug'

Cancel

Nema procene vremena tranja. 

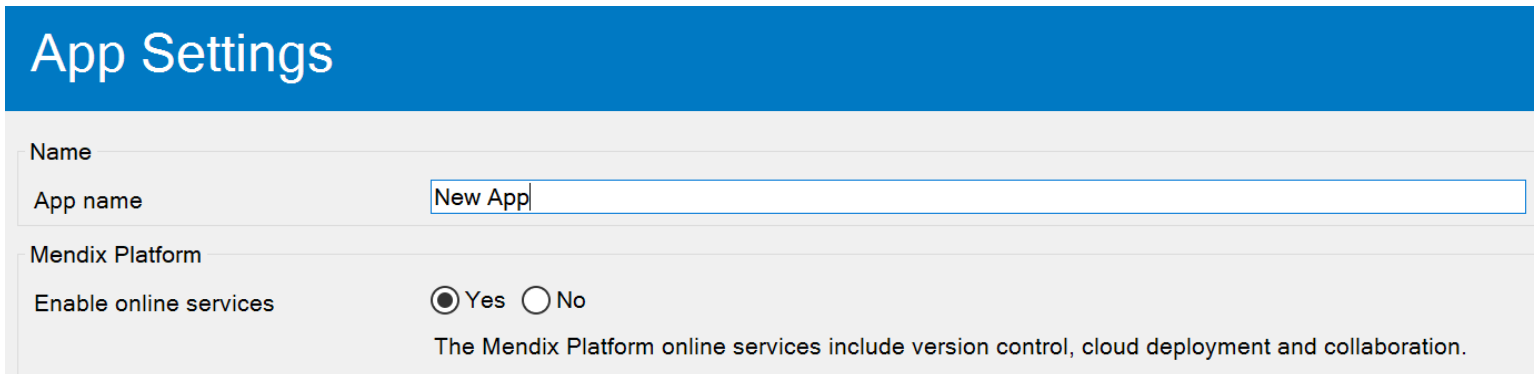
(Desktop Modeler) Studio Pro

- Studio pro sam vrši migracije rešenja na nove verzije
- Slobodno instalirajte najnoviji za učenje
- U praksi se izbegavaju najnovije verzije zbog *bug*-ova (uzimaju se LTS)



Rad u timu

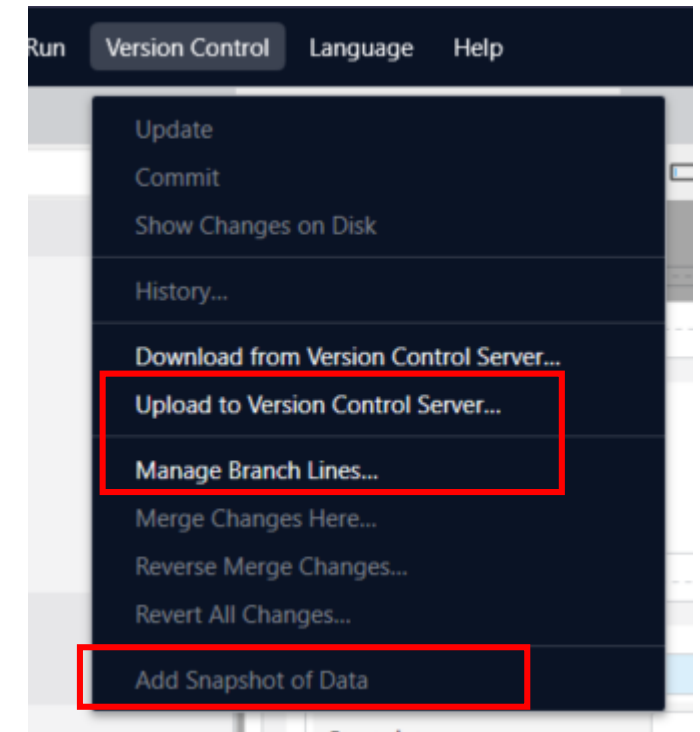
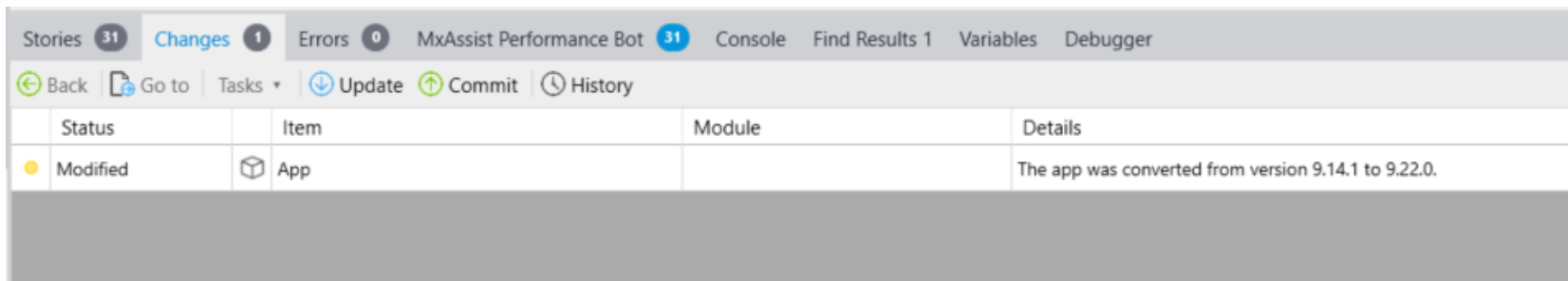
- **Verzisionisanje je obavezno u izradi projekta!**
- Mendix pruža CVS podršku - baziranu na SVN-u
 - Dakle, centralizovani CVS
 - Omogućava grananje verzija koda (*branching*)
 - Omogućeno uvezivanje *commit*-a sa *user story*-jem
- Potrebno je omogućiti *online services*



The screenshot shows the 'App Settings' interface. At the top, there is a blue header with the text 'App Settings'. Below the header, there are two main sections. The first section is labeled 'Name' and contains a text input field with the value 'New App'. The second section is labeled 'Mendix Platform' and contains a radio button group for 'Enable online services'. The 'Yes' radio button is selected. Below the radio buttons, there is a small text note: 'The Mendix Platform online services include version control, cloud deployment and collaboration.'




Rad u timu

- *Merge* može biti jako iscrpan – kao i kod svakog grafičkog alata
 - Izbegavati rad nad istim delom domenskog modela
 - Često raditi *commit*
 - Koristiti *Tortoise SVN* za rukovanje izmenama van samog modelera (npr. Java kod)
- Moguće je sačuvati stanje baze na repozitorijumu
 - *Add Snapshot of Data*



Mendix Academy

Recommended For You

 <p>BEGINNER New Build Your App Using a Template Learn how to build a simple app using a template in Mendix Studio Pro</p> <p>6 Modules 2.5 Hrs 0% Completed</p>	 <p>BEGINNER Agile Awareness Learn main concepts behind Agile methodology (business case value, team value, product value) in designing and implementing a Mendix app.</p> <p>7 Modules 3.0 Hrs 0% Completed</p>	 <p>RAPID Become a Rapid Developer Create awesome low-code apps using Mendix Studio Pro. If you're a Business Analyst, this is your path!</p> <p>11 Modules 12.0 Hrs 0% Completed</p>
--	--	--

Sertifikacija je za studente besplatna!

Korisni linkovi:

- <https://www.mendix.com/>
- <https://academy.mendix.com/link/home> - Akademija
- <https://forum.mendixcloud.com/p/questions> - SO za Mendix
- <https://docs.mendix.com> - Dokumentacija