

Projekat: III 44010

(PP1) Pristupi zasnovani na modelima u  
razvoju informacionih sistema za podršku  
procesa poslovanja

FTN Tim1,  
Gordana Milosavljević,  
grist@uns.ac.rs

# Učesnici PP1

## **Podtim - FTN, Novi Sad**

- Branko Perišić
- Nikola Milanović
- Zorica Suvajdžin
- Gordana Milosavljević
- Igor Dejanović
- Maja Tumbas–Živanov

# Čime se bavimo

- Primena MDE (*Model Driven Engineering*) pristupa na razvoj poslovnih informacionih sistema
- Doprinos teorijskim osnovama MDE

# Trenutno radimo:

## Kroki – alat za participativni razvoj baziran na skicama

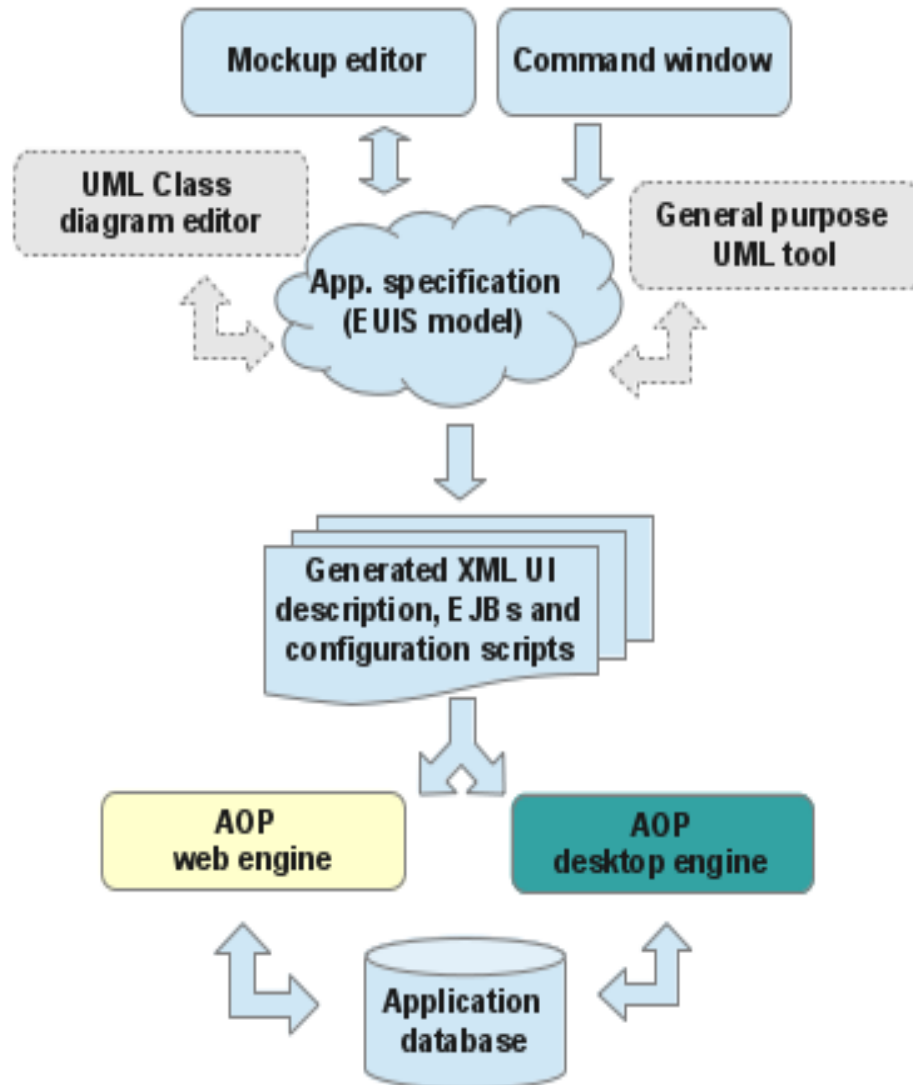
The screenshot displays the Kroki Mockup Tool interface. The main window is titled "Kroki Mockup Tool" and features a menu bar (File, Edit, Project, Help) and a toolbar with various icons. The interface is divided into several panels:

- Projects:** A tree view on the left showing a workspace structure. The "Products" folder is expanded, showing sub-items like "Category" and "Product".
- Basic/Advanced:** A panel at the bottom left with tabs for "Basic" and "Advanced". The "Basic" tab is active, showing properties for a selected element: Label: Name, Visible: , Background color: , Foreground color: , and Font color: .
- Product Mockup:** The central workspace shows a mockup of a "Product" form. It includes a toolbar with icons for search, navigation, and editing. The form contains a "Name" text field, a "Description" text area, and "Category" and "Vendor" dropdown menus.
- Components:** A panel on the right lists various UI components: Panel, Textfield, Textarea, Combobox, Checkbox, Report, Transaction, Link, and Hierarchy.
- Actions:** A panel on the right lists actions: Aggregation, Calculation, and Combozoom.
- Command Window:** A panel at the bottom right showing a command prompt with the following text:

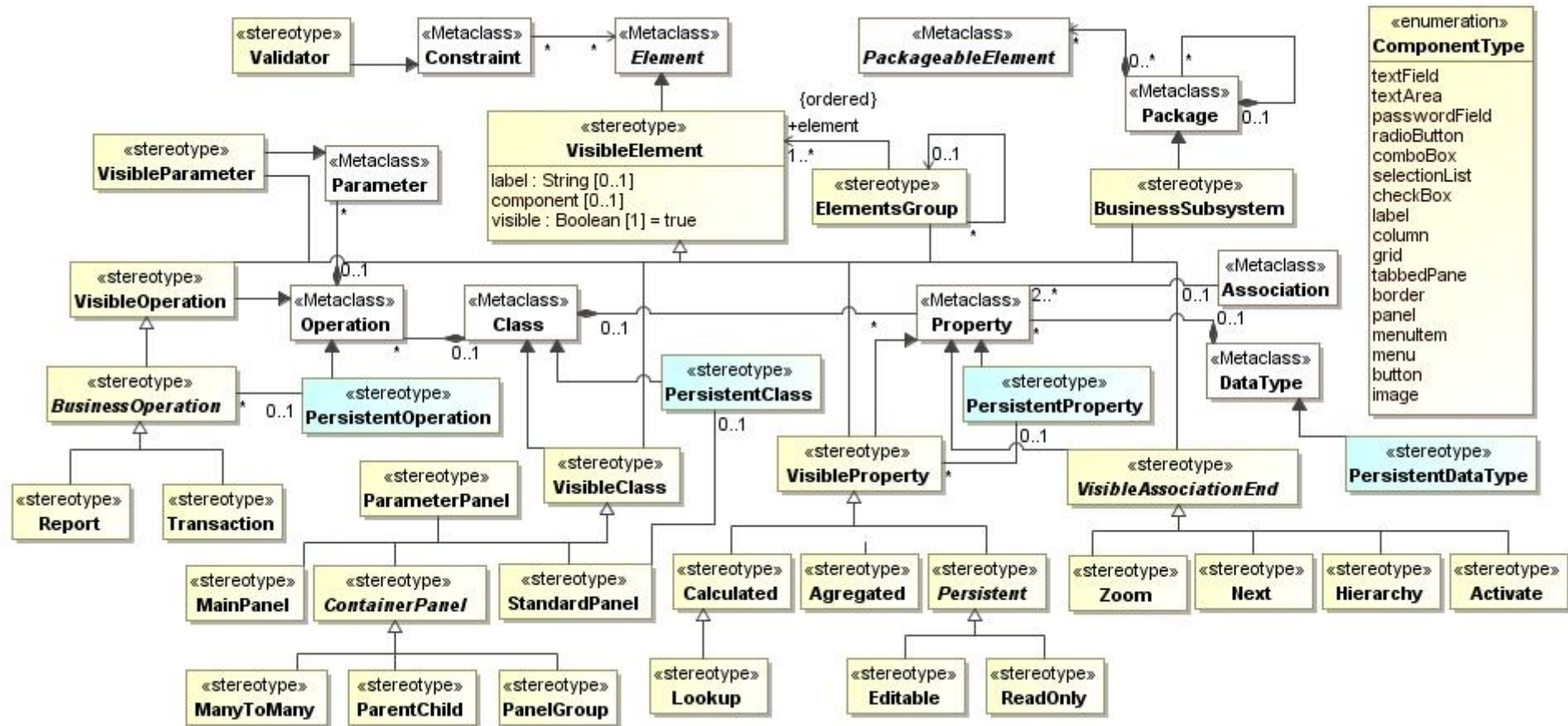
```
>> make package "Products" in "Web Shop"
[KROKI] Subsystem "Products" created successfully in "Web Shop"
>> make std-panel "Product" in "Products" {textfield-Name, textarea-Description}
[KROKI] Standard panel "Product" created successfully in "Products"
```

At the bottom left of the window, the text "Selecting..." is visible.

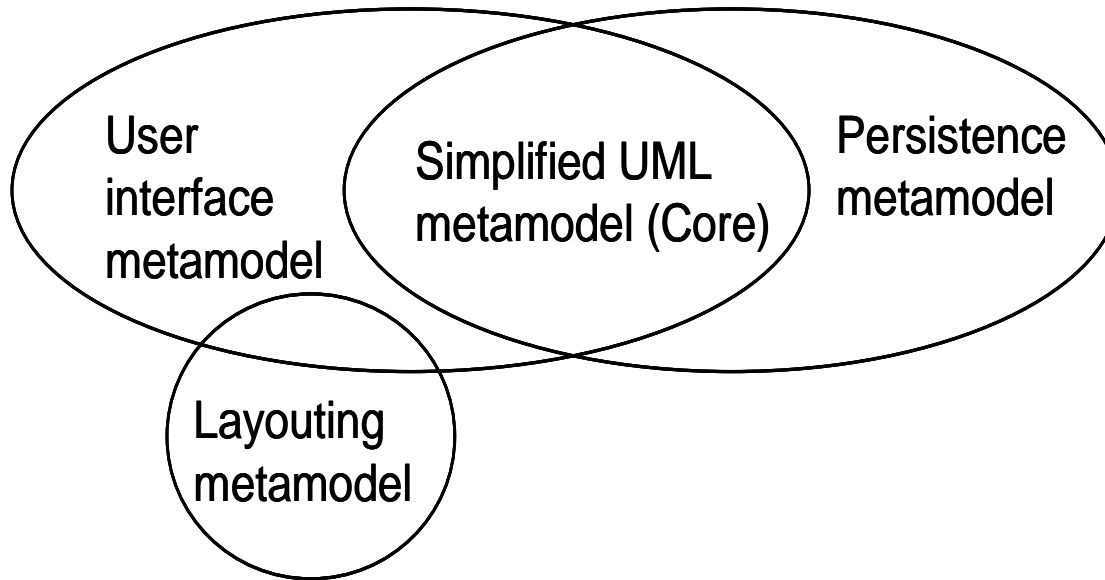
# Kroki - arhitektura



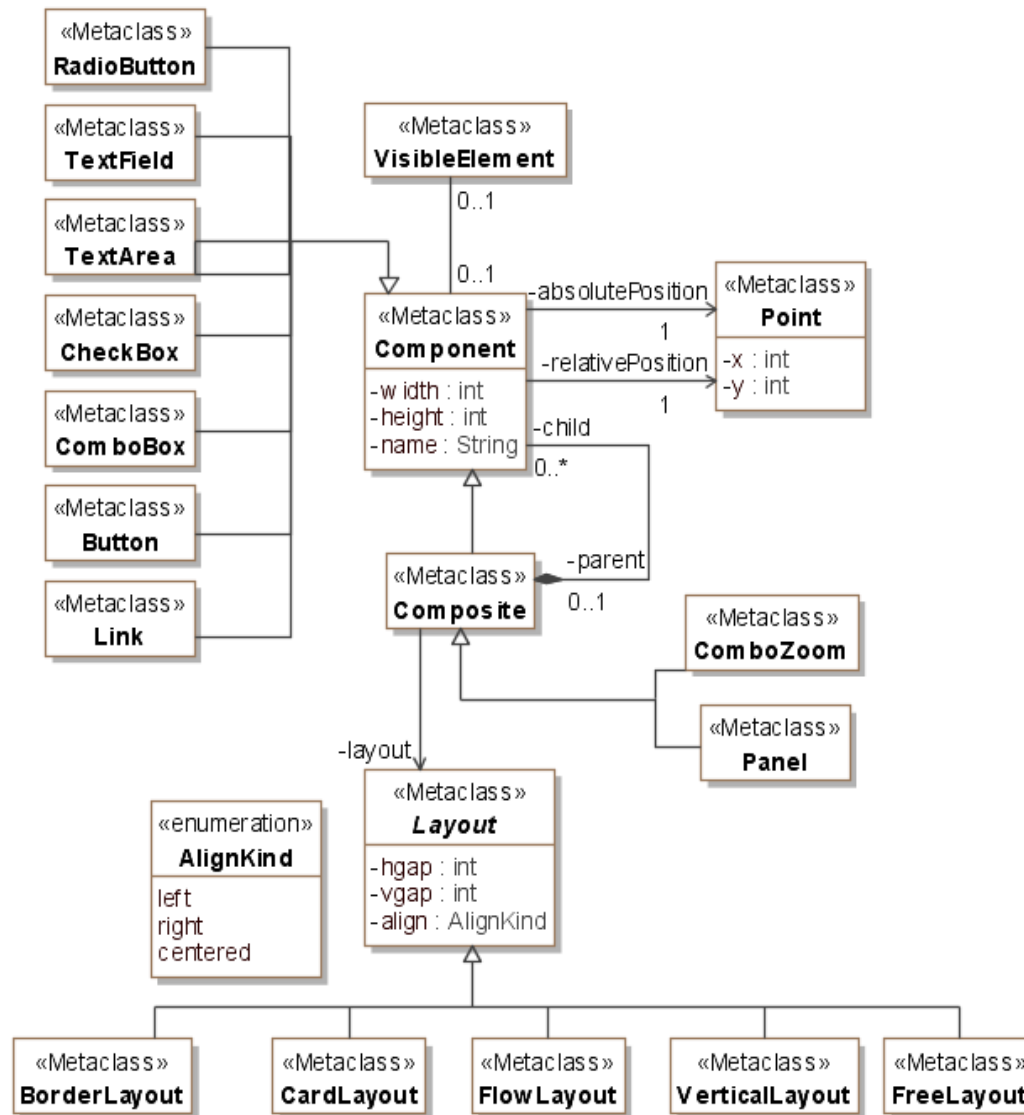
# EUIS UML profil – skica



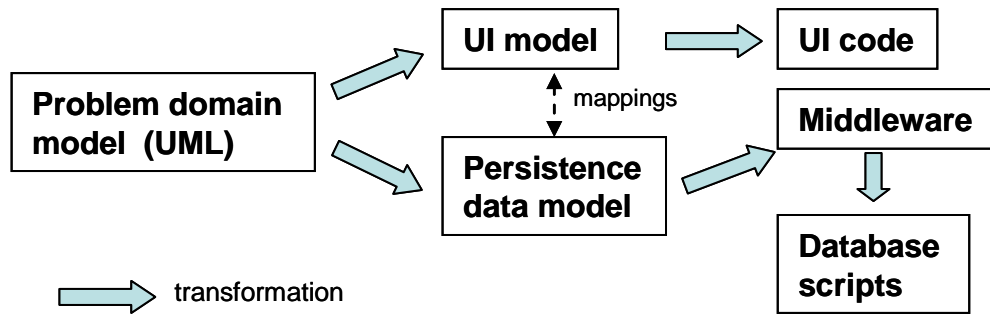
# EUIS DSL (u okviru Kroki-ja)



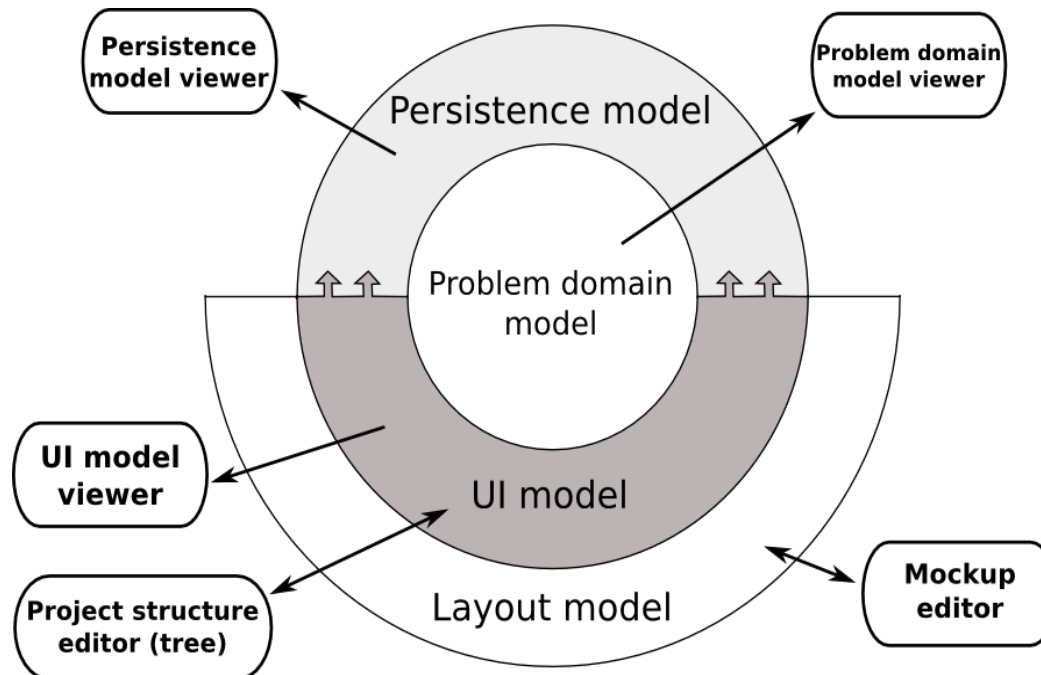
# Layout metamodel



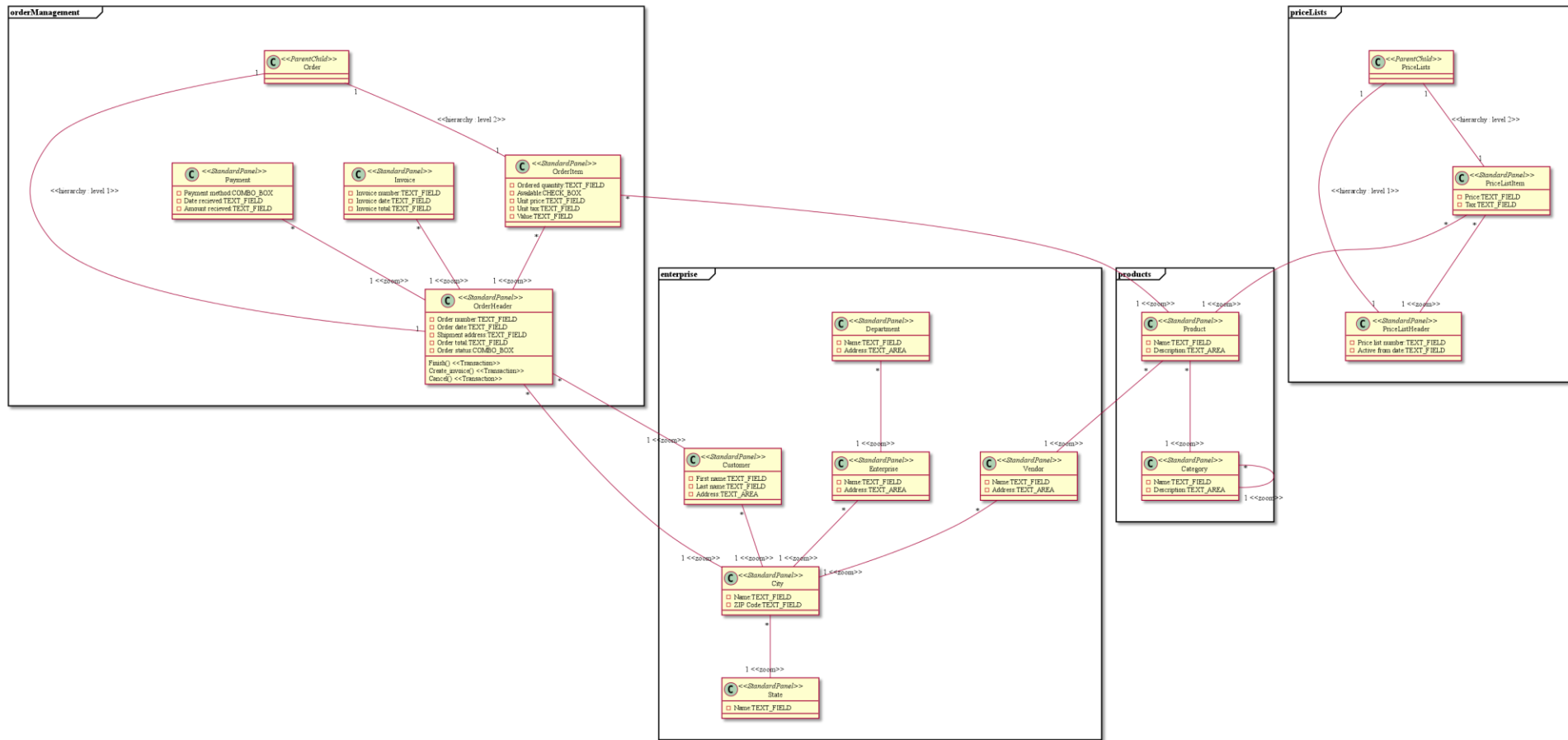
# Prethodno rešenje bazirano na transformacijama



# Kroki: Tekuće rešenje bazirano integrisanom metamodelu



# Različiti pogledi na skiciranu aplikaciju



# Pravci daljeg razvoja

- ⌘ integracija Kroki alata sa editorom za kreiranje dijagrama klasa
- ⌘ Kreiranje jezika za skiciranje poslovnih procesa sa korisnikom i njegova integracija sa EUIS profilom
- ⌘ saradnja sa UML alatima opšte namene (import i eksport modela)
- ⌘ Kontrolisana studije za merenje kognitivnog opterećenja korisnika